

S24 QUICK START GUIDE:

FIRST TIME USE

Diagram 1



Indicator Light
(Orange = Descale,
Red = Check System)
Tea Button -
120ml (Blue)
Tea & Water ONLY.

Single Express Button
30ml (White)

Double Espresso Button
60ml (White)

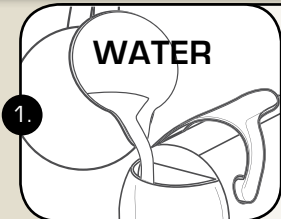


**ONLY USE WITH
Caffitaly System
Capsules**


For more information, tips and video
tutorials please visit our website:
www.caffitalysystems.com.au

TIP: The quantities of beverage dispensed can be programmed. Please refer to chapter "Programming the quantity of coffee in a cup" in your Manual.

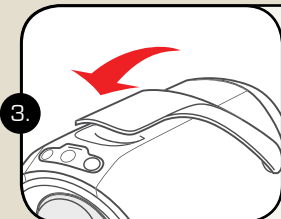
Caffitaly
system



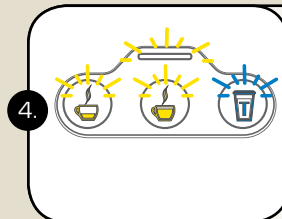
Open the **Water Tank Cover** & fill the **Water Tank** with fresh water to the **Max. Line** indicated.



Plug your machine in and switch it **ON** using the **On/Off Switch**.



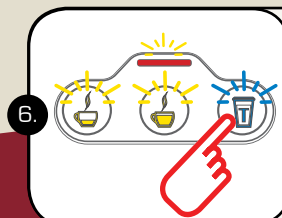
Check there is no capsule in the **Capsule Compartment**.
CLOSE the **Lever**.



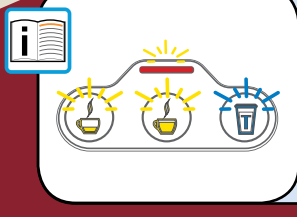
Along with the button lights, the **Indicator Light** will blink.




Place a cup or mug (at least 250ml) under the **Dispensing Spout**.



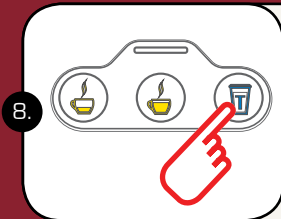
Press the **Tea Button**. Water will cycle through the system (approx. 30 sec.) When done, the **Red Indicator Light** will switch off.



Note: If the **Red Indicator Light** continues to blink and no water has been extracted, repeat **Step 6**.




After **Step 6**, has successfully completed, all the button lights will continue to blink while your machine warms up. (Approx. 1 min.)



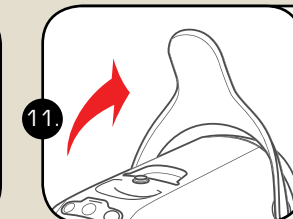
When all the button lights remain steadily lit, rinse by pressing the **Tea Button**. Press again to repeat the the rinse cycle.



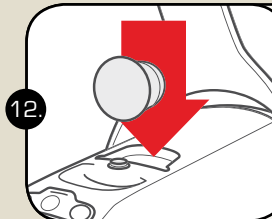
Once you have completed the **Rinse Cycle**. Remove the **Drip Tray** and **Used Capsule Drawer**, empty any residual water, rinse with fresh water and replace onto your machine



Open the **Water Tank Cover** & fill the **Water Tank** with fresh water to the **Max. Line** indicated.
Your machine is now ready to use.



Raise the **Lever** to open the **Capsule Compartment**.



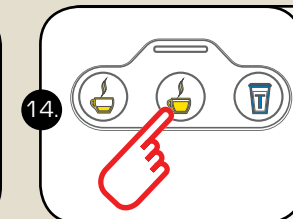
Insert the capsule, pressing it gently into place.



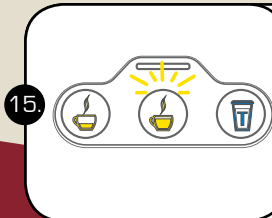
Place a cup or mug under the **Dispensing Spout**.



TIP: For tall mugs/latte glasses, the **Drip Tray** can be detached and removed.



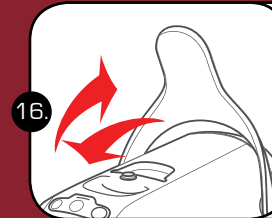
Select the **Single** or **Double Espresso** button depending on the desired coffee.



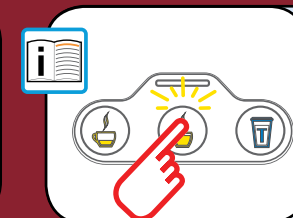
The selected button will blink and the machine will stop dispensing on reaching the programmed amount.



Warning! Do not use the **TEA BUTTON** (lit in blue) for dispensing coffee. Doing so will damage the machine and void your warranty.



Raise the **Lever** to eject the used capsule into the **Used Capsule Drawer** and then lower the **Lever**.



TIP: To ensure optimum product delivery between uses, eject the used capsule from your machine & rinse by pressing the **Double Espresso** button.

Caffitaly System Capsules from your favourite brand

Gloria Jean's
COFFEES

GRINDERS
COFFEE SINCE '60

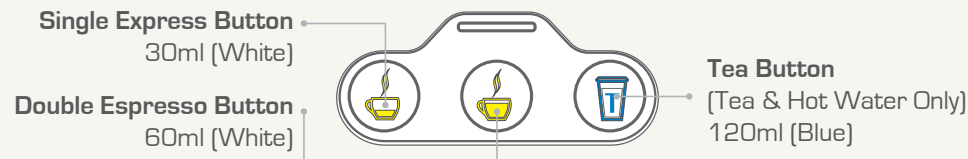
MOCCONA
COFFEE

Select

Caffé MENU



S24 CAPSULE MACHINE - BUTTONS



ESPRESSO



- > Select your favourite Caffitaly System capsule.
- > Press the **Single Espresso Button** to extract a 30ml shot of coffee into your cup.



LONG BLACK



- > Select your favourite Caffitaly System capsule. Press the **Single Espresso Button** to extract a 30ml shot of coffee into your cup.
- > **Discard capsule** into capsule draw by raising handle, lower handle and top up your cup with hot water **[Tea Button]**.



FLAT WHITE



- > Select your favourite Caffitaly System capsule. Press the **Single Espresso Button** to extract a 30ml shot of coffee into your cup.
- > Add 200ml of milk to your Caffitaly Milk Frother to heat the milk. Once finished, add to your coffee & enjoy.



LATTE



- > Select your favourite Caffitaly System capsule. Press the **Single Espresso Button** to extract a 30ml shot of coffee into your cup.
- > Add 200ml of milk to your Caffitaly Milk Frother to heat the milk. Once finished, add to your coffee & enjoy.



CAPPUCCINO



- > Select your favourite Caffitaly System capsule. Press the **Single Espresso Button** to extract a 30ml shot of coffee into your cup.
- > Add 100ml of milk to your Caffitaly Milk Frother to froth the milk. Once finished, add to your coffee & enjoy.



MOCHA



- > Select your favourite Caffitaly System capsule. Press the **Single Espresso Button** to extract a 30ml shot of coffee into your cup. Insert a Gloria Jean's Coffees™ Classic Hot Chocolate Drink capsule.
- > Press the **Double Espresso Button** to extract a 60ml shot into your cup.
- > Add 100ml of milk to your Caffitaly Milk Frother to froth the milk. Once finished, add to your mocha blend & enjoy.



CARAMELATTE



- > Use a Gloria Jean's Coffees™ Caramel Indulgence coffee capsule. Press the **Double Espresso Button** to extract a 60ml shot of caramel infused coffee into your cup.
- > Add 150ml of milk to your Caffitaly Milk Frother to froth the milk. Once finished, add to your caramel infused coffee & enjoy.



MOCHA CARAMELATTE



- > Use a Gloria Jean's Coffees™ Classic Hot Chocolate drink capsule. Press the **Single Espresso Button** to extract a 30ml shot of hot chocolate into your cup.
- > Insert a Gloria Jean's Coffees™ Caramel Indulgence coffee capsule. Press the **Single Espresso Button** to extract a 30ml shot of coffee into your cup.
- > Add 150ml of milk to your Caffitaly Milk Frother to froth the milk. Once finished, add to your choc/caramel infused coffee & enjoy.



CLASSIC HOT CHOCOLATE



- > Use a Gloria Jean's Coffees™ Classic Hot Chocolate drink capsule. Press the **Double Espresso Button** to extract a 60ml shot of chocolate into your cup.
- > Add 100ml of milk to your Caffitaly Milk Frother to froth the milk. Once finished, add to your chocolate drink & enjoy.



ICED COFFEE



- > Select your favourite Caffitaly System capsule. Press the **Single Espresso Button** to extract a 30ml shot of coffee into your cup.
- > Add ice to glass + coffee, cold milk & ice cream (if desired) & enjoy.



ICED MOCHA



- > Select your favourite Caffitaly System capsule. Press the **Single Espresso Button** to extract 30ml of coffee into your cup.
- > Insert a Gloria Jean's Coffees™ Classic Hot Chocolate drink capsule. Press the **Double Espresso Button** to extract a 60ml shot of chocolate into your cup.
- > Add ice to glass + coffee, cold milk & ice cream (if desired) & enjoy.



ICED CHOCOLATE



- > Use a Gloria Jean's Coffees™ chocolate drink capsule. Press the **Double Espresso Button** to extract a 60ml shot of chocolate into your cup.
- > Add ice to glass + coffee, cold milk & ice cream (if desired) & enjoy.

For more information please visit www.caffitalysystem.com.au